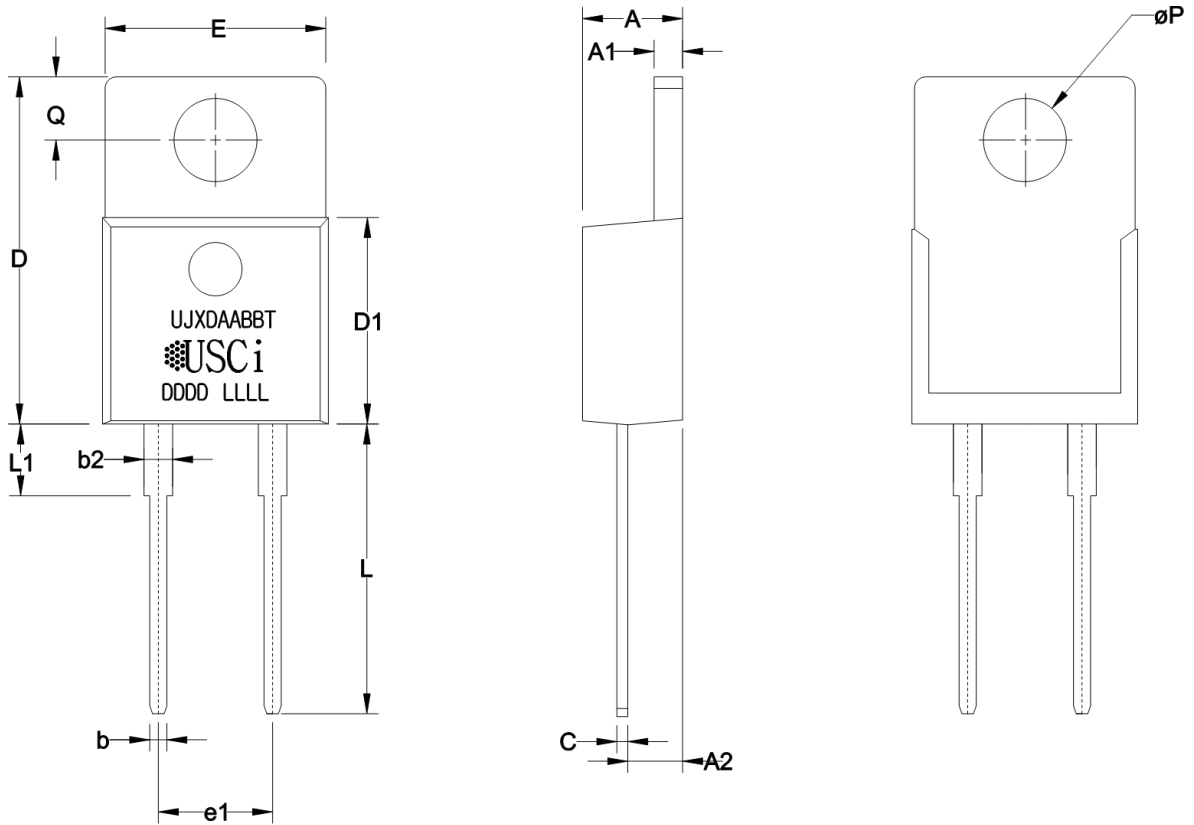



TO-220-2L OUTLINE



DIM	INCHES		MILLIMETERS	
	min	max	min	max
A	0.165	0.185	4.19	4.70
A1	0.048	0.052	1.22	1.32
A2	0.094	0.098	2.39	2.49
b	0.025	0.035	0.64	0.89
b2	0.045	0.055	1.14	1.40
C	0.018	0.025	0.46	0.64
D	0.595	0.615	15.11	15.62
D1	0.355	0.365	9.02	9.27
E	0.381	0.391	9.68	9.93
e1	0.198	0.202	5.03	5.13
L	0.5	0.51	12.70	12.95
L1	0.12	0.15	3.05	3.81
ØP	0.143	0.147	3.63	3.73
Q	0.1	0.12	2.54	3.05

PART MARKING

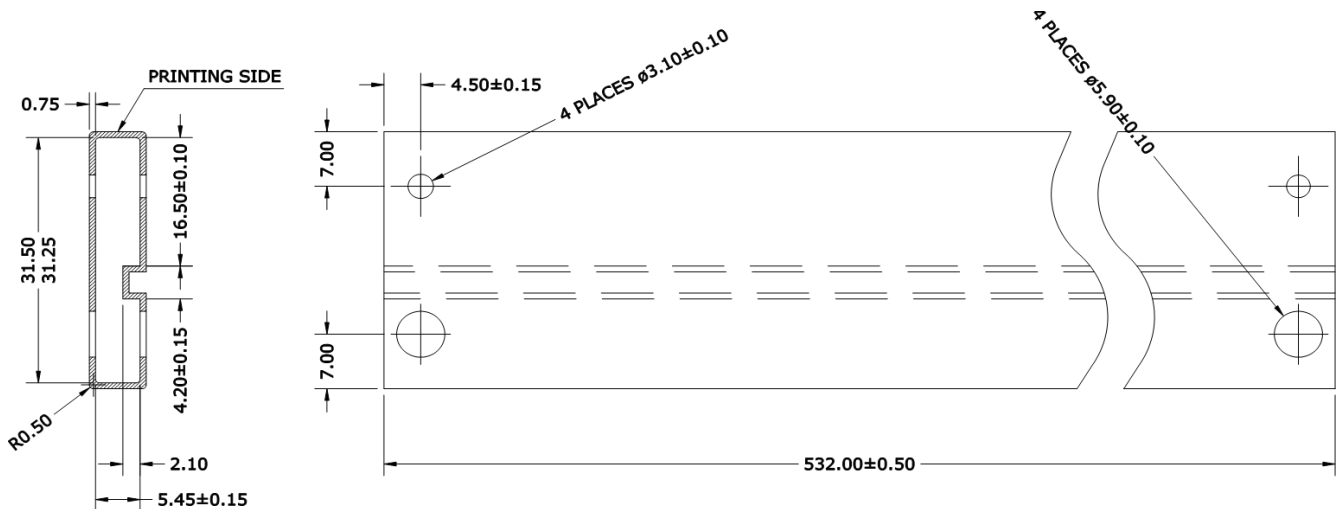
UJXDAABBT

 DDDD LLLL

U=USCi
 JXD=DIODE
 X=GENERATION
 AA=VOLTAGE RATING
 BB=CURRENT RATING
 T= TO-220-2L

DDDD=DATE CODE

LLLL=LOT CODE

TO-220 TUBE OUTLINE



Disclaimer

United Silicon Carbide, Inc. reserves the right to change or modify any of the products and their inherent physical and technical specifications without prior notice. United Silicon Carbide, Inc. assumes no responsibility or liability for any errors or inaccuracies within.

Information on all products and contained herein is intended for description only. No license, express or implied, to any intellectual property rights is granted within this document.

United Silicon Carbide, Inc. assumes no liability whatsoever relating to the choice, selection or use of the United Silicon Carbide, Inc. products and services described herein.