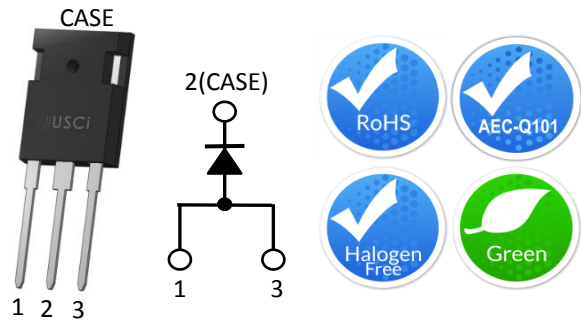


## Description

United Silicon Carbide, Inc. offers the 3<sup>rd</sup> generation of high performance SiC Merged-PiN-Schottky (MPS) diodes. With zero reverse recovery charge and 175°C maximum junction temperature, these diodes are ideally suited for high frequency and high efficiency power systems with minimum cooling requirements.



Part Number	Package	Marking
UJ3D1250K	TO-247-3L	UJ3D1250K

## Features

- ◆ 175°C maximum operating junction temperature
- ◆ Easy paralleling
- ◆ Extremely fast switching not dependent on temperature
- ◆ No reverse or forward recovery
- ◆ Enhanced surge current capability, MPS structure
- ◆ AEC-Q101 qualified

## Typical Applications

- ◆ Power converters
- ◆ Industrial motor drives
- ◆ Switching-mode power supplies
- ◆ Power factor correction modules

## Maximum Ratings

Parameter	Symbol	Test Conditions	Value	Units
DC blocking voltage	$V_R$		1200	V
Repetitive peak reverse voltage, $T_j=25^\circ\text{C}$	$V_{RRM}$		1200	V
Surge peak reverse voltage	$V_{RSM}$		1200	V
Maximum DC forward current	$I_F$	$T_C = 112^\circ\text{C}$	50	A
Non-repetitive forward surge current sine halfwave	$I_{FSM}$	$T_C = 25^\circ\text{C}$ , $t_p = 10\text{ms}$	275	A
Repetitive forward surge current sine halfwave, $D=0.1$	$I_{FRM}$	$T_C = 25^\circ\text{C}$ , $t_p = 10\text{ms}$	163.5	A
		$T_C = 110^\circ\text{C}$ , $t_p = 10\text{ms}$	99.6	
Non-repetitive peak forward current	$I_{F,max}$	$T_C = 25^\circ\text{C}$ , $t_p = 10\mu\text{s}$	2400	A
		$T_C = 110^\circ\text{C}$ , $t_p = 10\mu\text{s}$	2400	
Non-repetitive avalanche energy	$E_{AS}$	$T_j = 25^\circ\text{C}$ , $L = 10\text{mH}$ , $I_{pk}=9.17\text{A}$ , $V_{DD}=100\text{V}$	440	mJ
Power dissipation	$P_{Tot}$	$T_C = 25^\circ\text{C}$	319	W
		$T_C = 112^\circ\text{C}$	134	
Maximum junction temperature	$T_{J,max}$		175	$^\circ\text{C}$
Operating and storage temperature	$T_J$ , $T_{STG}$		-55 to 175	$^\circ\text{C}$
Soldering temperatures, wavesoldering only allowed at leads	$T_{sold}$	1.6mm from case for 10s	260	$^\circ\text{C}$

### Electrical Characteristics

$T_J = +25^\circ\text{C}$  unless otherwise specified

Parameter	Symbol	Test Conditions	Value			Units
			Min	Typ	Max	
Forward voltage	$V_F$	$I_F = 50\text{A}, T_J = 25^\circ\text{C}$	-	1.5	1.7	V
		$I_F = 50\text{A}, T_J = 150^\circ\text{C}$	-	1.95	2.4	
		$I_F = 50\text{A}, T_J = 175^\circ\text{C}$	-	2.2	2.7	
Reverse current	$I_R$	$V_R = 1200\text{V}, T_J = 25^\circ\text{C}$	-	500	1250	$\mu\text{A}$
		$V_R = 1200\text{V}, T_J = 175^\circ\text{C}$	-	3500		
Total capacitive charge <sup>(1)</sup>	$Q_C$	$V_R = 800\text{V}$		240		nC
Total capacitance	C	$V_R = 1\text{V}, f = 1\text{MHz}$		2340		pF
		$V_R = 400\text{V}, f = 1\text{MHz}$		224		
		$V_R = 800\text{V}, f = 1\text{MHz}$		198		
Capacitance stored energy	$E_C$	$V_R = 800\text{V}$		72		$\mu\text{J}$

(1)  $Q_C$  is independent on  $T_J$ ,  $di_F/dt$ , and  $I_F$  as shown in the application note USCi\_AN0011.

### Thermal characteristics

Parameter	symbol	Test Conditions	Value			Units
			Min	Typ	Max	
Thermal resistance, junction - case	$R_{\theta JC}$			0.36	0.47	$^\circ\text{C/W}$

### Typical Performance

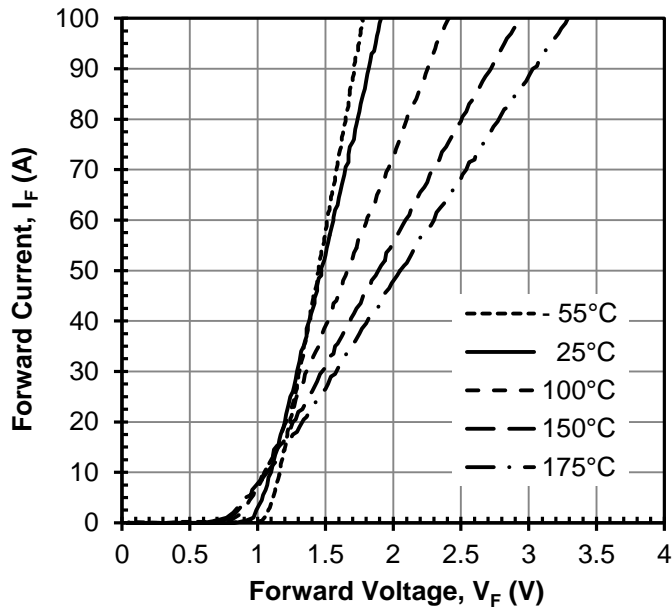


Figure 1 Typical forward characteristics

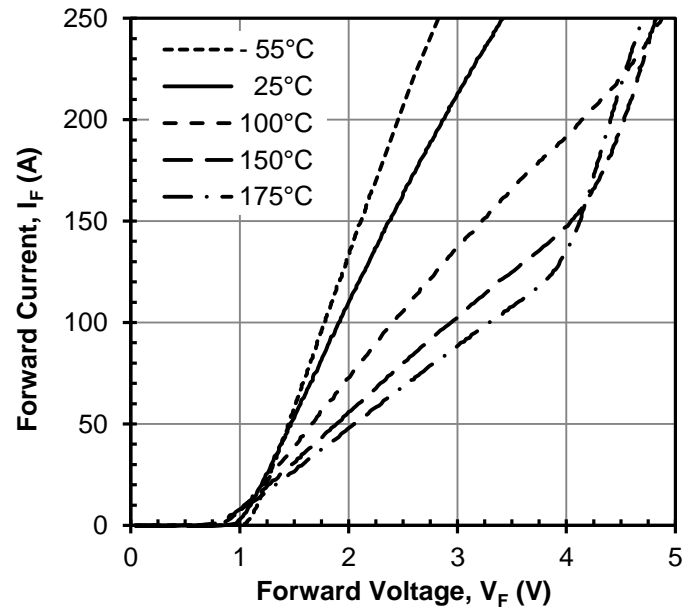


Figure 2 Typical forward characteristics in surge current

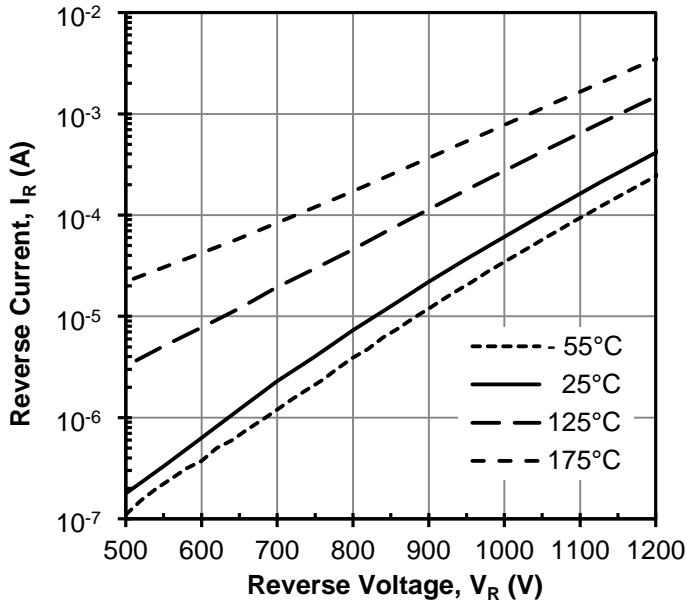


Figure 3 Typical reverse characteristics

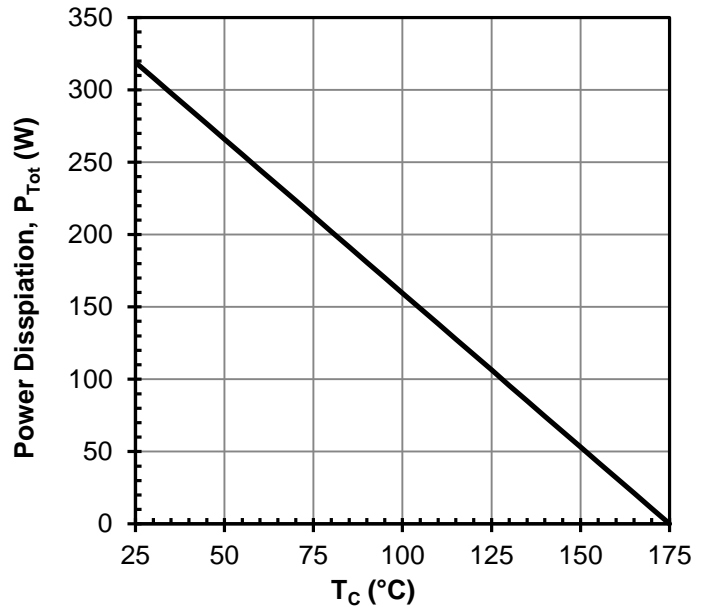


Figure 4 Power dissipation

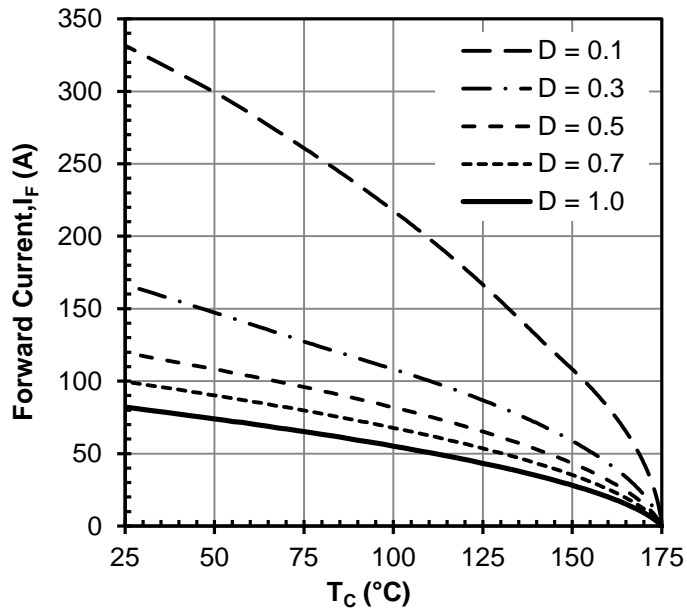


Figure 5 Diode forward current

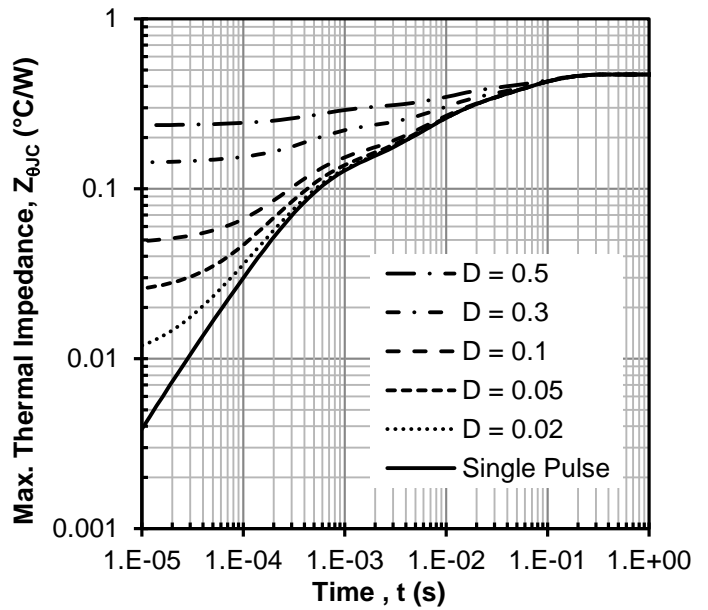


Figure 6 Maximum transient thermal impedance

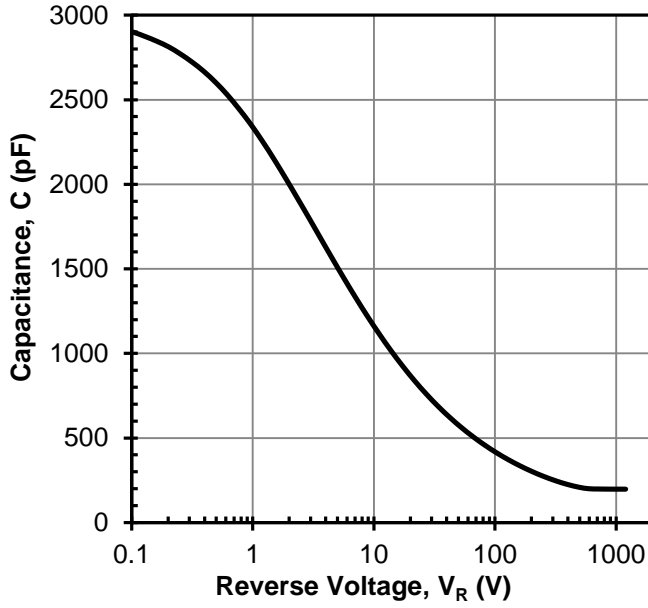


Figure 7 Capacitance vs. reverse voltage at 1MHz

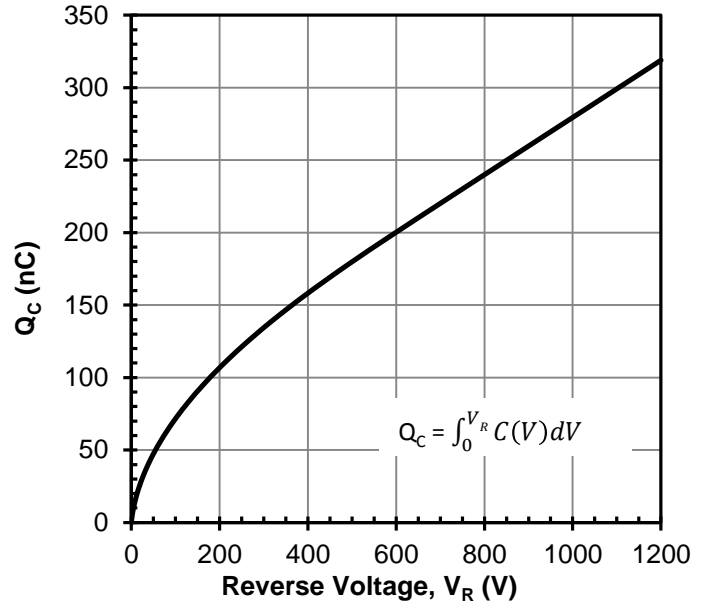


Figure 8 Typical capacitive charge vs. reverse voltage

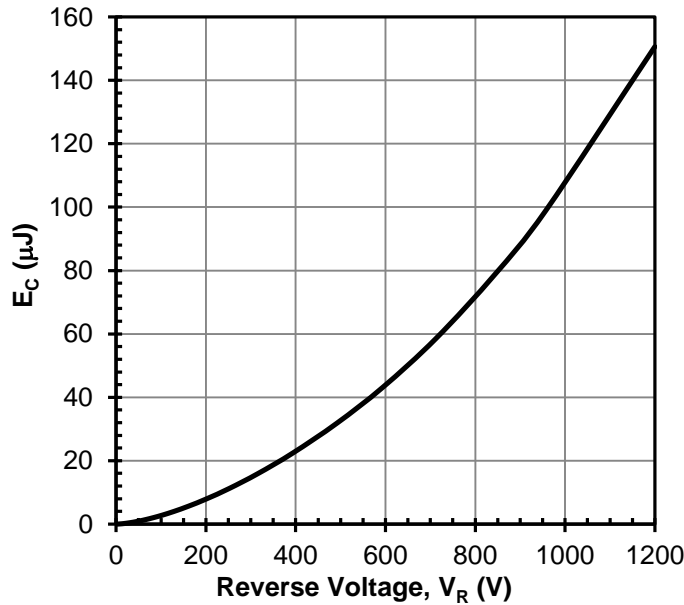


Figure 9 Typical capacitance stored energy vs. reverse voltage

## Disclaimer

United Silicon Carbide, Inc. reserves the right to change or modify any of the products and their inherent physical and technical specifications without prior notice. United Silicon Carbide, Inc. assumes no responsibility or liability for any errors or inaccuracies within.

Information on all products and contained herein is intended for description only. No license, express or implied, to any intellectual property rights is granted within this document.

United Silicon Carbide, Inc. assumes no liability whatsoever relating to the choice, selection or use of the United Silicon Carbide, Inc. products and services described herein.